

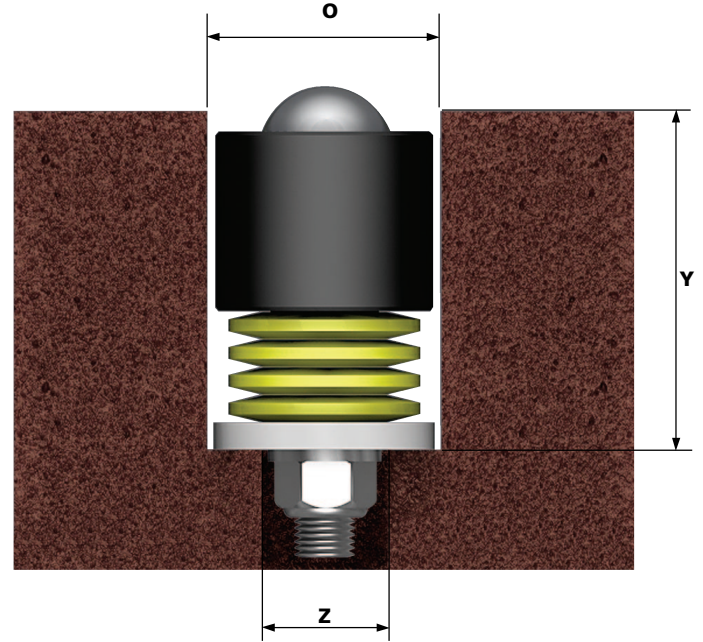
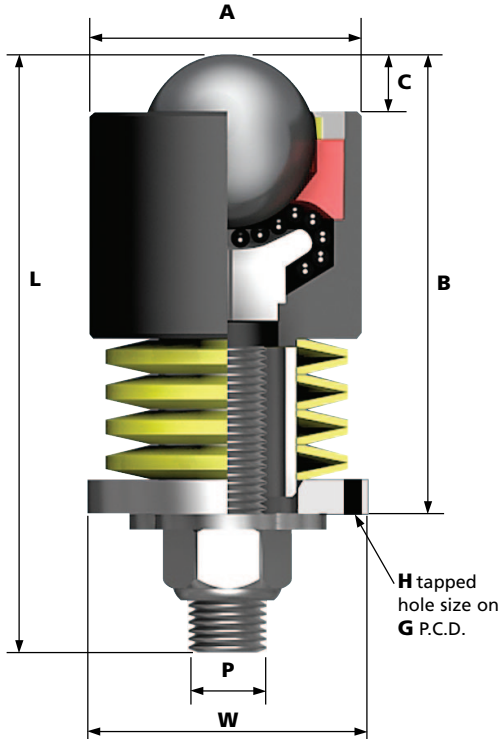
HEVI-LOAD 5,6 • DIE LIFTERS

Shinitzky Artzi Ltd
 Tel: +972-3-6881575
 Fax: +972-3-6872797
 www.alwayse.co.il

HEVI - LOAD 5

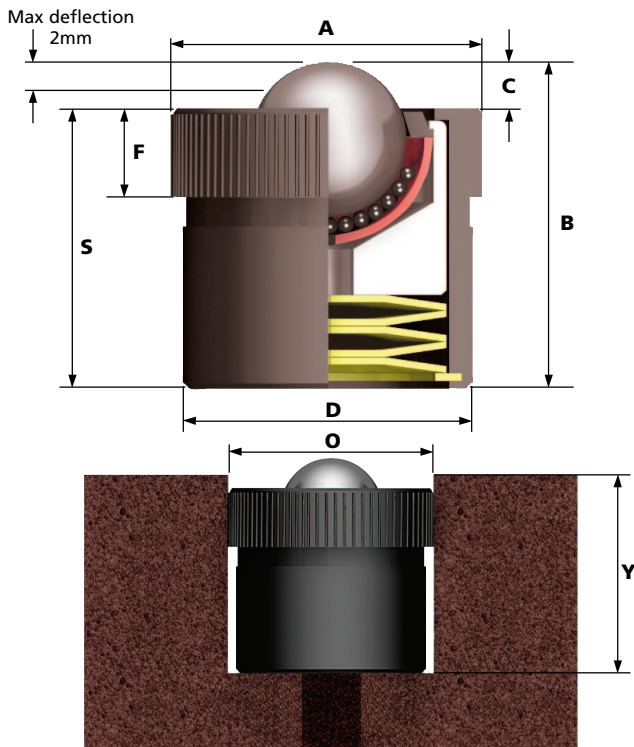
Features: High load capacity, greater shock loading protection.
 Screw fixing collar for Ø38.1mm and Ø50.8mm ball units only, for secure fixing in ball down applications.

*Ball units 7107, 7108 and 7109 incorporate the shell ball design and have no seal.



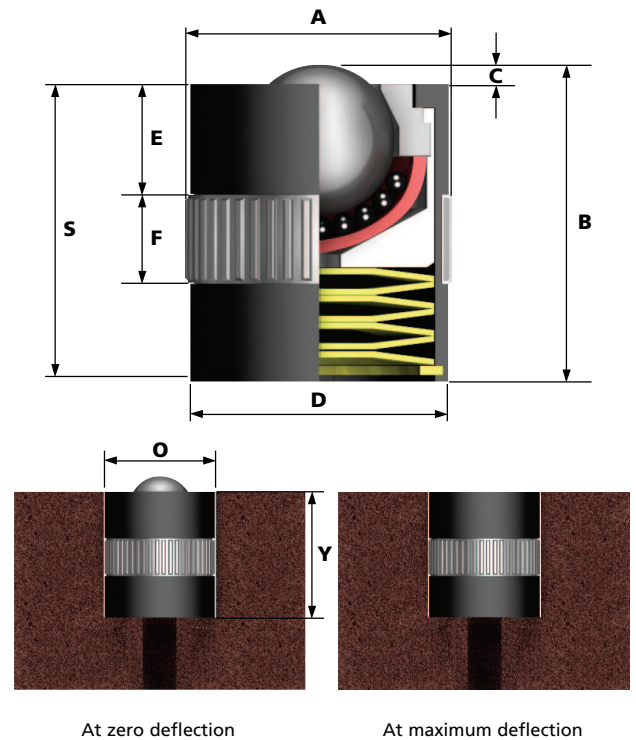
HEVI - LOAD 6

Features: Compact, interference fitting, greater shock loading protection.



DIE LIFTERS

Features: Tolerance ring for interference fitting for ball up and ball down fitting. Greater shock loading protection.



PATTERN	REF No.	BALL SIZE (mm)	WEIGHT (KGS)	DIMENSIONS (mm)											
				A	B	C	G	H	L	O	P	W	Y	Z	

DYNAMIC LOAD CAPACITY (kg)				
SUPPORT LOAD (Kg)	LOAD FOR MAXIMUM DEFLECTION (Kg)		MAXIMUM DEFLECTION (mm)	
	TYPE 13	TYPE 16		

HEVI-LOAD 5	7107*	12.7	0.067	20.6	32.2	3.5	-	47.0	22	M8	20.6	30.2	16	
	7108*				31.8							29.8		
	7109*				32.2							30.2		
	7138	25.4	0.517	44.5	61.9	5.6	-	77.0	46	-	-	58.7	22	
	7132				61.5							58.3		
	7133				60.7							57.5		
	7134				61.9							58.7		
	7135				81.0							77.8		
	7136				79.8							76.6		
	7139	38.1	0.804	50.8	81.0	6.1	-	98.4	52	-	-	77.8	32	
	7137				81.0							77.8		
	7155				115.5							109.9		
	7158				121.3							115.7		
	7159	50.8	9.0	101.6	128.2	13	50.8 ±0.2	3x M5	161.1	62	M16	59.4	122.6	44
	7156				127.0								121.4	
	7160				145.1								139.5	
	7157				156.4								150.8	
	7178				179.4								173.1	
	7175	50.8	9.0	101.6	177.4	14.3	76 ±0.2	4x M8	200.8	103	M24	101.6	171.1	6.3
7176	174.6				168.3									
7177	171.5				165.2									

General Spring Rating Tolerance ±10%

7	7	30	30	2
15	15	35	35	
25	25	40	40	
7	7	100	100	3.2
25	25	110	110	
45	45	120	120	
70	70	125	125	
90	90	210	210	
140	140	245	245	
180	180	270	270	
230	230	310	310	5.6
225	225	630	630	
310	185	685	380	
460	230	765	410	
565	375	830	685	
690	460	875	660	
760	565	910	745	
795	335	1370	660	6.3
1000	685	1615	955	
1235	830	1785	1030	
1560	930	1950	1520	

DIMENSIONS (mm)							
A	B	C	D	F	O	S	Y

Shinitzky Artzi Ltd
 Tel: +972-3-6881575
 Fax: +972-3-6872797
 www.always.co.il

HEVI-LOAD 6	7105	12.7	0.078	25.6	28.5	3.1	25.4	8	25.4	25.4	26.5
-------------	------	------	-------	------	------	-----	------	---	------	------	------

25	25	40	40	2
----	----	----	----	---

DIMENSIONS (mm)									
A	B	C	D	E	F	O	S	Y	

General Spring Rating Tolerance ±10%

DIE-LIFTERS	DL-24	12.7	0.074	24.5	30	1.5	23.9	9	10.5	24.1	28.5	28.6
	DL-30	15.8	0.127	30.5	36	1.5	29.9	12	10.5	30.1	34.5	34.6
	DL-40	25.4	0.320	40.5	48	1.5	39.8	12	10.5	40.1	46.5	46.6
	DL-50	30	0.660	50.5	60	1.5	49.9	15	12.3	50.1	58.5	58.6
	DL-70	38.1	2.000	71	80	2	70	19	19	70.2	78	78.1

40	40	90	90	1.5
60	60	110	110	1.5
100	100	175	175	1.5
335	200	585	465	1.5
500	325	720	570	2

To order, specify REF N° and TYPE, i.e. 7107-13.

General Tolerance unless stated ±0.3mm

